

# Neutral Posture Price List

Revised May, 2012



## *Neutral Posture® Seating*

People come in all different shapes and sizes.  
As anyone knows, one size does not fit all.  
Correctional Industries offers Neutral Posture®  
seating that is customized to fit your exact needs.



WASHINGTON STATE  
CORRECTIONAL INDUSTRIES

## Neutral Posture® Seating

People come in all different shapes and sizes. As anyone knows, one size does not fit all. Why should it be any different when looking for the right chair? CI offers a unique line of chairs that are customized to fit your exact needs.

### Neutral Posture® Chair Benefits

- Increase in productivity
- Tangible reduction of musculoskeletal pain and injuries, including Repetitive Strain Injuries (RSI) and Cumulative Trauma Disorders (CTD)
- Reduction in lost work days
- Reduction in medical costs
- Pressure mapping shows NP® seating out performs the competition



Neutral Posture® chairs are currently not available for online purchase. To order, please call your CI Account Executive or Customer Service at 1.800.628.4738.

# Finding Your Unique Chair

**N P S**    **8**    **8**    **0**    **0**    —    **H4**    **Option Code(s)**

**Chair Control Mechanism**  
 0 - Multi-function mechanism w/seat slider and forward tilt-stop  
 3 - Knee-tilt

## Back Styles

### 5 back

Accommodates the majority of users by providing exceptional back and lumbar support in an average size.



### 6 back

Provides a high, wide back with lateral curve for those who need more upper back support.



### 8 back

Provides superior lateral curve at the waist with upper back and lumbar support.



## Headrests



H1 - 12"W x 6"H  
Range: 2"D/3"H



H2 - 13"W x 6"H  
Range: 2.5"H



H3 - 12"W x 6"H  
Range: 2.5"D/3"H



H4 - 12"W x 8"H  
Range: 4"D/10"H

## Seat Styles

### 4 seat

Small seat w/minimal contour (20"W x 19"D)



### 5 seat

Medium seat w/minimal contour (21"W x 19"D)



### 6 seat

Medium seat w/moderate contour (23"W x 20"D)



### 7 seat

Medium seat w/deep contour (24"W x 19"D)



### 8 seat

Large seat w/minimal contour (23"W x 21"D)



### 9 seat

Large seat w/deep contour (25"W x 22"D)



## Arm Styles



0 - Five-way adjustable arms



1 - 360° arms with gel pads



3 - 360° swivel arm with urethane pad



4 - Swing arm



6 - Oversized vinyl arm



7 - Oversized fabric/leather



9 - Ball bearing tracker arm

Neutral Posture® allows you to select the components that are best suited to fit your individualized needs. First choose your back, seat, arm, and chair mechanism control. Insert their corresponding part numbers into the formula to create your unique model number.

MEASUREMENTS	NPS5400	NPS5500	NPS5600	NPS5700	NPS5800	NPS5900
Dimensions (H x W x D)	38" x 26" x 26"	38" x 26" x 26"	38" x 26" x 26"	38" x 27" x 26"	38" x 27" x 26"	38" x 27" x 26"
Box Dimensions (H x W x D)	28" x 26" x 24"	28" x 26" x 24"	28" x 26" x 24"	28" x 26" x 24"	28" x 26" x 24"	28" x 26" x 24"
Base Diameter	26"	26"	26"	26"	26"	26"
Chair Weight	50 lbs.	50 lbs.	54 lbs.	57 lbs.	57 lbs.	57 lbs.
Seat Height Range	16" - 19"	17" - 21"	17" - 21"	17" - 21"	17" - 21"	17" - 21"
Seat Width	20"	21"	23"	24"	23"	25"
Back Width	17"	17"	17"	17"	17"	17"
Back Height Range	18" - 22"	17" - 21"	16" - 20"	16" - 20"	17" - 21"	17" - 21"
Arm Height Range	7" - 11"	7" - 11"	7" - 11"	7" - 11"	7" - 11"	7" - 11"
Arm Width Range	18" - 22"	18" - 22"	18" - 22"	20" - 22"	20" - 22"	20" - 22"
Back Angle - 0 - (Multi-function)	100° - 110°	100° - 110°	100° - 110°	100° - 110°	100° - 110°	100° - 110°
Seat Angle - 0 - (Multi-function)	10° - 14°	10° - 14°	10° - 14°	10° - 14°	10° - 14°	10° - 14°
Seat Depth Range*	15" - 17"	17" - 19"	17" - 19"	17" - 19"	18" - 20"	20" - 22"
Back Angle - 3 - (Knee-tilt)	107° - 123°	98° - 115°	104° - 120°	104° - 120°	104° - 120°	104° - 120°
Seat Angle - 3 - (Knee-tilt)	4° - 17°	2° - 20°	9° - 15°	9° - 15°	9° - 15°	9° - 15°
Seat Depth Range*	15" - 17"	14" - 16"	NA	NA	NA	NA

Measurements shown in inches with standard mechanism and arms only based on BIFMA CMD-1 criteria.

\*Maximum Range = Seat Depth



**Model #NPS5500**  
(medium seat w/minimal contour)

				Standard	Ultraleather™	Leather	
<b>FABRIC GRADES</b>		<b>1</b>	<b>2</b>	<b>3</b>	<b>4</b>	<b>5</b>	<b>6</b>
Small Seat, Minimal Contour							
NPS5400	5-way arms, multi-function w/seat slider	\$605	\$624	\$644	\$663	\$702	\$944
Medium Seat, Minimal Contour							
NPS5500	5-way arms, multi-function w/seat slider	\$595	\$613	\$632	\$651	\$688	\$923
Medium Seat, Moderate Contour							
NPS5600	5-way arms, multi-function w/seat slider	\$634	\$653	\$673	\$692	\$734	\$973
Medium Seat, Deep Contour							
NPS5700	5-way arms, multi-function w/seat slider	\$639	\$658	\$678	\$697	\$736	\$978
Large Seat, Minimal Contour							
NPS5800	5-way arms, multi-function w/seat slider	\$639	\$658	\$678	\$697	\$736	\$978
Large Seat, Deep Contour							
NPS5900	5-way arms, multi-function w/seat slider	\$658	\$678	\$697	\$716	\$755	\$998

Knee-tilt (3) chair control (w/o seat slider) available on the 6, 7, 8, 9 seats for no additional charge.  
 Knee-tilt w/seat slider (3) chair control available on the 4 & 5 seats for \$36 up charge.

**AVAILABLE OPTIONS**

<b>ARMS</b>		<b>PRICE</b>
0	5-way adjustable arms (standard)	\$0
1	360° swivel arms w/gel pads	\$41
2	Lateral sliding arms	\$0
3	360° swivel arms w/oversized urethane	\$31
4	Swing arms	\$90
5	No arms	-\$58
6	Oversized black vinyl arms	\$92
7	Oversized fabric/leather arms	\$109
8	Friction tracker	\$173
9	Ball bearing tracker	\$173
X2	Standard extended height	\$31
X3	Dual pivot extended height	\$164
X4	Friction tracker pipette	\$226
X5	Standard dual pivot	\$164
<b>GENERAL</b>		<b>PRICE</b>
A	Thoracic support	\$33
D1	No inflatable lumbar	-\$21
F	Fring® footrest	\$21
N	N-dulgent® memory foam	\$51
R1**	18" black plastic foot ring	\$25
R2**	20" chrome foot ring	\$33
U	Upholstered Back	\$55
T	Stool package L4 and R2	\$55

<b>BASES</b>		<b>PRICE</b>
B0	26" black base (standard)	\$0
B6	26" polished aluminum	\$58
B8*	27" brushed aluminum	\$58
B12	28" black base	\$45
<b>CASTERS / GLIDES</b>		<b>PRICE</b>
C0	Carpet casters (standard)	\$0
C1	Hard floor casters	\$10
C2	Glides	\$10
C3	Hard floor brake/in	\$76
C4	Hard floor brake/out	\$25
C8	Chrome carpet casters	\$37
C9	Chrome hard floor casters	\$41
<b>CYLINDERS</b>		<b>PRICE</b>
L1+	3" Cylinder (standard Mechanism 3 w/knee-tilt)	\$0
L2	4" Cylinder (standard Mechanism 0 w/seat slider)	\$0
L3	5" Cylinder (standard Mechanism 0 w/out seat slider)	\$0
L4	8" Cylinder	\$23
L5	10" Cylinder	\$23
L7	7" Cylinder	\$23

\*Option (B8) is standard with 3" cylinder (L1)

\*\*Options (R1), (R2) are only available on (L4) or (L5)





+ Option knee-tilt (3) is standard with 3" cylinder (L1)

MEASUREMENTS	NPS6400	NPS6500	NPS6600	NPS6700	NPS6800	NPS6900
Dimensions (H x W x D)	43" x 26" x 26"	43" x 26" x 26"	43" x 26" x 26"	43" x 27" x 26"	43" x 27" x 26"	43" x 27" x 26"
Box Dimensions (H x W x D)	28 x 26 x 24	28" x 26" x 24"	28" x 26" x 24"	28" x 26" x 24"	28" x 26" x 24"	28" x 26" x 24"
Base Diameter	26"	26"	26"	26"	26"	26"
Chair Weight	56 lbs.	56 lbs.	60 lbs.	63 lbs.	63 lbs.	63 lbs.
Seat Height Range	16" - 19"	17" - 21"	17" - 21"	17" - 21"	17" - 21"	17" - 21"
Seat Width	20"	21"	23"	24"	23"	25"
Back Width	23"	23"	23"	23"	23"	23"
Back Height Range	24" - 28"	23" - 27"	22" - 26"	22" - 26"	23" - 27"	23" - 27"
Arm Height Range	7" - 11"	7" - 11"	7" - 11"	7" - 11"	7" - 11"	7" - 11"
Arm Width Range	18" - 22"	18" - 22"	18" - 22"	20" - 22"	20" - 22"	20" - 22"
Back Angle - 0 - (Multi-function)	95° - 105°	95° - 105°	95° - 105°	95° - 105°	95° - 105°	95° - 105°
Seat Angle - 0 - (Multi-function)	10° - 14°	10° - 14°	10° - 14°	10° - 14°	10° - 14°	10° - 14°
Seat Depth Range*	16" - 18"	17" - 19"	18" - 20"	18" - 20"	19" - 21"	20" - 22"
Back Angle - 3 - (Knee-tilt)	93° - 107°	93° - 107°	95° - 110°	95° - 110°	95° - 110°	95° - 110°
Seat Angle - 3 - (Knee-tilt)	4° - 17°	2° - 20°	9° - 15°	9° - 15°	9° - 15°	9° - 15°
Seat Depth Range*	15" - 17"	15" - 17"	NA	NA	NA	NA

Measurements shown in inches with standard mechanism and arms only based on BIFMA CMD-1 criteria.

\*Maximum Range = Seat Depth



	Headrest (H1)	Width x Height	12" x 6"
		Height Range	3"
		Depth Range	2"
		Weight	4 lbs.
	Headrest (H2)	Width x Height	13" x 6"
		Height Range	2.5"
		Depth Range	NA
		Weight	4 lbs.
	Headrest (H3)	Width x Height	12" x 6"
		Height Range	3"
		Depth Range	2.5"
		Weight	4 lbs.
	Headrest (H4)	Width x Height	12" x 8"
		Height Range	10"
		Depth Range	4"
		Weight	4 lbs.

**Model #NPS6500**  
(medium seat w/minimal contour)

				Standard	Ultraleather™	Leather	
<b>FABRIC GRADES</b>		<b>1</b>	<b>2</b>	<b>3</b>	<b>4</b>	<b>5</b>	<b>6</b>
Small Seat, Minimal Contour							
NPS6400	5-way arms, multi-function w/seat slider	\$680	\$699	\$719	\$738	\$777	\$1,019
Medium Seat, Minimal Contour							
NPS6500	5-way arms, multi-function w/seat slider	\$690	\$709	\$728	\$748	\$787	\$1,029
Medium Seat, Moderate Contour							
NPS6600	5-way arms, multi-function w/seat slider	\$709	\$728	\$748	\$767	\$806	\$1,048
Medium Seat, Deep Contour							
NPS6700	5-way arms, multi-function w/seat slider	\$714	\$733	\$753	\$772	\$811	\$1,053
Large Seat, Minimal Contour							
NPS6800	5-way arms, multi-function w/seat slider	\$714	\$733	\$753	\$772	\$811	\$1,053
NPS6800PT	5-way arms, multi-function w/seat slider, Pillow top					\$1,325	\$1,562
Large Seat, Deep Contour							
NPS6900	5-way arms, multi-function w/seat slider	\$733	\$753	\$772	\$791	\$830	\$1,073

Knee-tilt (3) chair control (w/o seat slider) available on the 6, 7, 8, 9 seats for no additional charge.  
Knee-tilt w/seat slider (3) chair control available on the 4 & 5 seats for \$36 up charge.

**AVAILABLE OPTIONS**

<b>ARMS</b>		<b>PRICE</b>
0	5-way adjustable arms (standard)	\$0
1	360° swivel arms w/gel pads	\$41
2	Lateral sliding arms	\$0
3	360° swivel arms w/oversized urethane	\$31
4	Swing arms	\$90
5	No arms	-\$58
6	Oversized black vinyl arms	\$92
7	Oversized fabric/leather arms	\$109
8	Friction tracker	\$173
9	Ball bearing tracker	\$173
X2	Standard extended height	\$31
X3	Dual pivot extended height	\$164
X4	Friction tracker pipette	\$226
X5	Standard dual pivot	\$164
<b>GENERAL</b>		<b>PRICE</b>
A	Thoracic support	\$33
D1	No inflatable lumbar	-\$21
F	Fring® footrest	\$21
N	N-dulgent® memory foam	\$51
R1#	18" black plastic foot ring	\$25
R2#	20" chrome foot ring	\$33
U	Upholstered back	\$55

<b>BASES</b>		<b>PRICE</b>
B0	26" black base (standard)	\$0
B6	26" polished aluminum	\$58
B8*	27" brushed aluminum	\$58
B12	28" black base	\$45
<b>CASTERS / GLIDES</b>		<b>PRICE</b>
C0	Carpet casters (standard)	\$0
C1	Hard floor casters	\$10
C2	Glides	\$10
C3	Hard floor brake/in	\$76
C4	Hard floor brake/out	\$25
C8	Chrome carpet casters	\$37
C9	Chrome hard floor casters	\$41
<b>CYLINDERS</b>		<b>PRICE</b>
L1+	3" Cylinder (standard Mechanism 3 w/knee-tilt)	\$0
L2	4" Cylinder (standard Mechanism 0 w/seat slider)	\$0
L3	5" Cylinder (standard Mechanism 0 w/out seat slider)	\$0
L14	7" Cylinder (includes B12 base)	\$68
<b>HEADRESTS</b>		<b>PRICE</b>
H1	Headrest	\$115
H2	Neckrest w/memory foam	\$115
H3	Headrest w/depth extension (2.5")	\$140
H4	3-way headrest	\$115

\*Option (B8) is standard with 3" cylinder (L1)

\*\*Options (R1), (R2) are only available on (L4) or (L5)





+ Option knee-tilt (3) is standard with 3" cylinder (L1)

MEASUREMENTS	NPS8400	NPS8500	NPS8600	NPS8700	NPS8800	NPS8900
Dimensions (H x W x D)	42" x 26" x 25"	42" x 26" x 26"	42" x 26" x 26"	42" x 27" x 26"	42" x 27" x 26"	42" x 27" x 26"
Box Dimensions (H x W x D)	28" x 26" x 24"	28" x 26" x 24"	28" x 26" x 24"	28" x 26" x 24"	28" x 26" x 24"	28" x 26" x 24"
Base Dia meter	26"	26"	26"	26"	26"	26"
Chair Weight	54 lbs.	54 lbs.	60 lbs.	61 lbs.	61 lbs.	61 lbs.
Seat Height Range	16" - 19"	17" - 21"	17" - 21"	17" - 21"	17" - 21"	17" - 21"
Seat Width	20"	21"	23"	24"	23"	25"
Back Width	20"	20"	20"	20"	20"	20"
Back Height Range	23" - 27"	22" - 26"	21" - 25"	21" - 25"	22" - 26"	22" - 26"
Arm Height Range	7" - 11"	7" - 11"	7" - 11"	7" - 11"	7" - 11"	7" - 11"
Arm Width Range	18" - 22"	18" - 22"	18" - 22"	20" - 22"	20" - 22"	20" - 22"
Back Angle - 0 - (Multi-function)	95° - 105°	95° - 105°	95° - 105°	95° - 105°	95° - 105°	95° - 105°
Seat Angle - 0 - (Multi-function)	10° - 14°	10° - 14°	10° - 14°	10° - 14°	10° - 14°	10° - 14°
Seat Depth Range*	15" - 17"	16" - 18"	17" - 19"	17" - 19"	18" - 20"	20" - 22"
Back Angle - 3 - (Knee-tilt)	105° - 120°	96° - 115°	95° - 110°	95° - 110°	95° - 110°	95° - 110°
Seat Angle - 3 - (Knee-tilt)	4° - 17°	2° - 20°	9° - 15°	9° - 15°	9° - 15°	9° - 15°
Seat Depth Range*	15" - 17"	15" - 17"	NA	NA	NA	NA

Measurements shown in inches with standard mechanism and arms only based on BIFMA CMD-1 criteria.

\*Maximum Range = Seat Depth



	Headrest (H1)	Width x Height	12" x 6"
		Height Range	3"
		Depth Range	2"
		Weight	4 lbs.
	Headrest (H2)	Width x Height	13" x 6"
		Height Range	2.5"
		Depth Range	NA
		Weight	4 lbs.
	Headrest (H3)	Width x Height	12" x 6"
		Height Range	3"
		Depth Range	2.5"
		Weight	4 lbs.
	Headrest (H4)	Width x Height	12" x 8"
		Height Range	10"
		Depth Range	4"
		Weight	4 lbs.

**Model #NPS8500**  
(medium seat w/minimal contour)

				Standard	Ultraleather™	Leather	
<b>FABRIC GRADES</b>		1	2	3	4	5	6
<b>Small Seat, Minimal Contour</b>							
NPS8400	5-way arms, multi-function w/seat slider	\$663	\$682	\$702	\$721	\$701	\$1,002
NPS8400SL	5-way arms, multi-function w/seat slider, Stitched leather					\$812	\$1,034
<b>Medium Seat, Minimal Contour</b>							
NPS8500	5-way arms, multi-function w/seat slider	\$653	\$672	\$691	\$709	\$689	\$981
NPS8500SL	5-way arms, multi-function w/seat slider, Stitched leather					\$852	\$1,000
<b>Medium Seat, Moderate Contour</b>							
NPS8600	5-way arms, multi-function w/seat slider	\$690	\$709	\$728	\$748	\$725	\$1,029
NPS8600SL	5-way arms, multi-function w/seat slider, Stitched leather					\$1,013	\$1,090
<b>Medium Seat, Deep Contour</b>							
NPS8700	5-way arms, multi-function w/seat slider	\$695	\$714	\$733	\$753	\$730	\$1,034
NPS8700SL	5-way arms, multi-function w/seat slider, Stitched leather					\$993	\$1,145
<b>Large Seat, Minimal Contour</b>							
NPS8800	5-way arms, multi-function w/seat slider	\$695	\$714	\$733	\$753	\$730	\$1,034
<b>Large Seat, Deep Contour</b>							
NPS8900	5-way arms, multi-function w/seat slider	\$714	\$733	\$753	\$772	\$747	\$1,053

Knee-tilt (3) chair control (w/o seat slider) available on the 6, 7, 8, 9 seats for no additional charge.  
Knee-tilt w/seat slider (3) chair control available on the 4 & 5 seats for \$36 up charge.

**AVAILABLE OPTIONS**

<b>ARMS</b>	<b>PRICE</b>	
0	5-way adjustable arms (standard)	\$0
1	360° swivel arms w/gel pads	\$41
2	Lateral sliding arms	\$0
3	360° swivel arms w/oversized urethane	\$31
4	Swing arms	\$90
5	No arms	-\$58
6	Oversized black vinyl arms	\$92
7	Oversized fabric/leather arms	\$109
8	Friction tracker	\$173
9	Ball bearing tracker	\$173
X2	Standard extended height	\$31
X3	Dual pivot extended height	\$164
X4	Friction tracker pipette	\$226
X5	Standard dual pivot	\$164
<b>GENERAL</b>	<b>PRICE</b>	
A	Thoracic support	\$33
D1	No inflatable lumbar	-\$21
F	Fring® footrest	\$21
N	N-dulgent® memory foam	\$51
R1#	18" black plastic foot ring	\$25
R2#	20" chrome foot ring	\$33
U	Upholstered back	\$55

<b>BASES</b>	<b>PRICE</b>	
B0	26" black base (standard)	\$0
B6	26" polished aluminum	\$58
B8*	27" brushed aluminum	\$58
B12	28" black base	\$45

<b>CASTERS / GLIDES</b>	<b>PRICE</b>	
C0	Carpet casters (standard)	\$0
C1	Hard floor casters	\$10
C2	Glides	\$10
C3	Hard floor brake/in	\$76
C4	Hard floor brake/out	\$25
C8	Chrome carpet casters	\$37
C9	Chrome hard floor casters	\$41

<b>CYLINDERS</b>	<b>PRICE</b>	
L1+	3" Cylinder (standard Mechanism 3 w/knee-tilt)	\$0
L2	4" Cylinder (standard Mechanism 0 w/seat slider)	\$0
L3	5" Cylinder (standard Mechanism 0 w/out seat slider)	\$0
L14	7" Cylinder (includes B12 base)	\$68

<b>HEADRESTS</b>	<b>PRICE</b>	
H1	Headrest	\$115
H2	Neckrest w/memory foam	\$115
H3	Headrest w/depth extension (2.5")	\$140
H4	3-way headrest	\$115

\*Option (B8) is standard with 3" cylinder (L1)

\*\*Options (R1), (R2) are only available on (L4) or (L5)





+ Option knee-tilt (3) is standard with 3" cylinder (L1)

MEASUREMENTS	XSM5300	XSM8300
Dimensions (H x W x D)	34" x 26" x 26"	38" x 26" x 26"
Box Dimensions (H x W x D)	28" x 26" x 24"	28" x 26" x 24"
Base Diameter	26"	26"
Chair Weight	47 lbs.	50 lbs.
Seat Height Range	(4" standard) 16" - 20" (3" option) 15" - 18"	(4" standard) 16" - 20" (3" option) 15" - 18"
Seat Depth	17"	17"
Seat Width	17"	17"
Back Width	17"	20"
Back Height Range	18" - 22"	23" - 27"
Arm Height Range	6.5" - 10.5"	6.5" - 10.5"
Arm Width Range	13" - 17"	13" - 17"
Back Angle -0- (Multi-function)	100° - 110°	95° - 105°
Seat Angle -0- (Multi-function)	F10 - R14	F10 - R14
Seat Depth Range*	15" - 17.5"	15" - 17.5"
Lumbar Height Range	6.5" - 10.5"	6.5" - 10.5"

Measurements shown in inches with standard mechanism and arms only based on BIFMA CMD-1 criteria.

\*Maximum Range = Seat Depth



	Headrest (H1)	Width x Height Height Range Depth Range Weight	12" x 6" 3" 2" 4 lbs.
	Headrest (H2)	Width x Height Height Range Depth Range Weight	13" x 6" 2.5" NA 4 lbs.
	Headrest (H3)	Width x Height Height Range Depth Range Weight	12" x 6" 3" 2.5" 4 lbs.
	Headrest (H4)	Width x Height Height Range Depth Range Weight	12" x 8" 10" 4" 4 lbs.

**Model #XSM5300**  
(petite seat w/minimal contour)

				Standard	Ultraleather™		Leather
<b>FABRIC GRADES</b>		1	2	3	4	5	6
Petite Seat, Minimal Contour							
XSM5300	360° arms, multi-function w/seat slider	\$534	\$555	\$575	\$596	\$658	\$822
Petite Seat, Minimal Contour							
XSM8300	360° arms, multi-function w/seat slider	\$588	\$608	\$629	\$649	\$711	\$875

Knee-tilt (3) chair control (w/o seat slider) available on the 6, 7, 8, 9 seats for no additional charge.

Knee-tilt w/seat slider (3) chair control available on the 4 & 5 seats for \$36 up charge.

**AVAILABLE OPTIONS**

<b>ARMS</b>		PRICE
0	360° swivel arms ( <i>standard</i> )	\$0
1	360° swivel arms w/gel pads	\$41
3	360° swivel arms w/oversized urethane	\$31
5	No arms	-\$58
6	Oversized black vinyl arms	\$92
7	Oversized fabric/leather arms	\$109

<b>GENERAL</b>		PRICE
A	Thoracic support	\$33
D1	No inflatable lumbar	-\$21
F	Fring® footrest	\$21
N	N-dulgent® memory foam	\$51
R1#	18" black plastic foot ring	\$25
R2#	20" chrome foot ring	\$33
U	Upholstered back	\$55

<b>BASES</b>		PRICE
B0	26" black base ( <i>standard</i> )	\$0
B6	26" polished aluminum	\$58
B8*	27" brushed aluminum	\$58
B12	28" black base	\$45

<b>CASTERS / GLIDES</b>		PRICE
C0	Carpet casters ( <i>standard</i> )	\$0
C1	Hard floor casters	\$10
C2	Glides	\$10
C3	Hard floor brake/in	\$76
C4	Hard floor brake/out	\$25
C8	Chrome carpet casters	\$37
C9	Chrome hard floor casters	\$41

<b>CYLINDERS</b>		PRICE
L1+	3" Cylinder	\$0
L2	4" Cylinder	\$0
L3	5" Cylinder	\$0
L4	8" Cylinder	\$23
L5	10" Cylinder	\$23
L14	7" Cylinder (includes B12 base)	\$68

<b>HEADRESTS</b>		PRICE
H1	Headrest	\$115
H2	Neckrest w/memory foam	\$115
H3	Headrest w/depth extension (2.5")	\$140
H4	3-way headrest	\$115

\*Option (B8) is standard with 3" cylinder (L1)

\*\*Options (R1), (R2) are only available on (L4) or (L5)





+ Option knee-tilt (3) is standard with 3" cylinder (L1)

MEASUREMENTS	BTC10100	BTC16800	BTC16900
Dimensions (H x W x D)	44" x 35" x 28"	43" x 33" x 28"	43" x 33" x 28"
Box Dimensions (H x W x D)	51" x 36" x 28"	51" x 36" x 28"	51" x 36" x 28"
Base Diameter	28"	28"	28"
Chair Weight	86 lbs.	79 lbs.	79 lbs.
Seat Height Range	17" - 21"	17" - 21"	17" - 21"
Seat Width	27"	23"	25"
Seat Depth Range*	20" - 22"	19" - 21"	18" - 20"
Back Width	24"	23"	23"
Back Height Range	24" - 28"	23" - 27"	23" - 27"
Arm Height Range	9" - 12"	9" - 12"	9" - 12"
Arm Width	23"	21"	21"
Back Angle	93° - 102°	93° - 102°	93° - 102°
Seat Angle	7° - 12°	8° - 13°	8° - 13°

Measurements shown in inches with standard mechanism and arms only based on BIFMA CMD-1 criteria.

\*Maximum Range = Seat Depth



	Headrest (H1)	Width x Height	12" x 6"
		Height Range	3"
		Depth Range	2"
		Weight	4 lbs.
	Headrest (H2)	Width x Height	13" x 6"
		Height Range	2.5"
		Depth Range	NA
		Weight	4 lbs.
	Headrest (H3)	Width x Height	12" x 6"
		Height Range	3"
		Depth Range	2.5"
		Weight	4 lbs.
	Headrest (H4)	Width x Height	12" x 8"
		Height Range	10"
		Depth Range	4"
		Weight	4 lbs.

**Model #NPS10100**  
(large seat w/minimal contour)

FABRIC GRADES		Standard		Ultraleather™	Leather		
		3	4	5	6		
Big & Tall							
BTC10100	Oversized padded arms	\$1,017	\$1,036	\$1,056	\$1,075	\$1,025	\$1,356
BTC10100PT	Oversized padded arms, Pillow top					\$1,436	\$1,674
BTC10110	Urethane arms	\$993	\$1,012	\$1,032	\$1,051	\$1,003	\$1,332
BTC10110PT	Urethane arms, Pillow top					\$1,412	\$1,650
Big & Tall Jr.							
BTC16800	Oversized padded arms	\$1,017	\$1,036	\$1,056	\$1,075	\$1,025	\$1,356
BTC16800PT	Oversized padded arms, Pillow top					\$1,561	\$1,819
BTC16810	Urethane arms	\$993	\$1,012	\$1,032	\$1,051	\$1,003	\$1,332
BTC16810PT	Urethane arms, Pillow top					\$1,412	\$1,650
BTC16900	Oversized padded arms	\$1,036	\$1,056	\$1,075	\$1,095	\$1,043	\$1,376
BTC16910	Urethane arms	\$1,012	\$1,032	\$1,051	\$1,070	\$1,109	\$1,351

AVAILABLE OPTIONS

GENERAL		PRICE
A	Thoracic support	\$33
D1*	No inflatable lumbar	-\$21
N	N-dulgent® memory foam	\$51
U	Upholstered back	\$55
CYLINDERS		PRICE
L1	3" Cylinder	\$0
L2	4" Cylinder (standard)	\$0
L3	5" Cylinder	\$0
L4	8" Cylinder	\$23
L7	7" Cylinder	\$23

CASTERS / GLIDES		PRICE
C0	Carpet casters (standard)	\$0
C1	Hard floor casters	\$10
C2	Glides	\$10
HEADRESTS		PRICE
H1	Headrest	\$115
H2	Neckrest w/memory foam	\$115
H3	Headrest w/depth extension (2.5") on H1 Headrest	\$140
H4	3-way headrest	\$115

\*Option (D1) only available on 16800, 16900, 16810, and 16910.

OPTION CODES		PRICE
NeXtep		NeXtep® Only      NeXtep® w/Chair
R7*	NeXtep® 8" w/glides	\$83      \$60
R8*	NeXtep® 8" w/casters	\$105      \$83
R9**	NeXtep® 10" H-leg w/glides	\$83      \$60
R10**	NeXtep® 10" H-leg w/casters	\$105      \$83
R11**	NeXtep® 12" H-leg w/glides	\$83      \$60
R12**	NeXtep® 12" H-leg w/casters	\$105      \$83
NeXtep Combo		NeXtep® Only      NeXtep® w/Chair
R17**	NeXtep® Combo R8/R10 w/glides	\$127      \$105
R18**	NeXtep® Combo R8/R10 w/casters	\$154      \$132
R21**	NeXtep® Combo R10/R12 w/glides	\$127      \$105
R22**	NeXtep® Combo R10/R12 w/casters	\$154      \$132

\* (R7) and (R8) not available on (L1) or (L2) cylinders  
 \*\* (R9-R22) only available on (L4) or (L5) cylinders

**NEXTEP® FEATURES**

- Wide platform provides ergonomic foot support
- Fits most stools or upgrade existing stools
- Locking casters and non-slip platform
- Fixed height legs
- Supports up to 400 lbs



**NEXTEP® COMBO  
w/CASTERS (R18)**

OPTION CODES		PRICE
N-Position™		N-position™ Only
F3	N-position™ Footrest (Silver)	\$176
F4	N-position™ Footrest (Black)	\$176
N-Step™		N-step™ Only
T3	N-step™ w/casters (Silver)	\$221
T4	N-step™ w/casters (Black)	\$221



**N-TUNE® FEATURES**

- Wide platform provides ergonomic foot support
- Fits most stools or upgrade existing stools
- Locking casters and non-slip platform
- Fixed height legs
- Supports up to 400 lbs

**N-STEP™ (T3)**

**N-POSITION™ (F3)**





WASHINGTON STATE  
CORRECTIONAL INDUSTRIES

Department of Corrections  
PO Box 41115  
Olympia, WA 98504-1115

## CORRECTIONAL INDUSTRIES MISSION STATEMENT

As a business, Correctional Industries is committed to maintain and expand offender work training programs which develop marketable job skills, instill and promote positive work ethics, and reduce the tax burden of corrections.

Customer Service 1.800.628.4738 | [www.washingtonci.com](http://www.washingtonci.com)