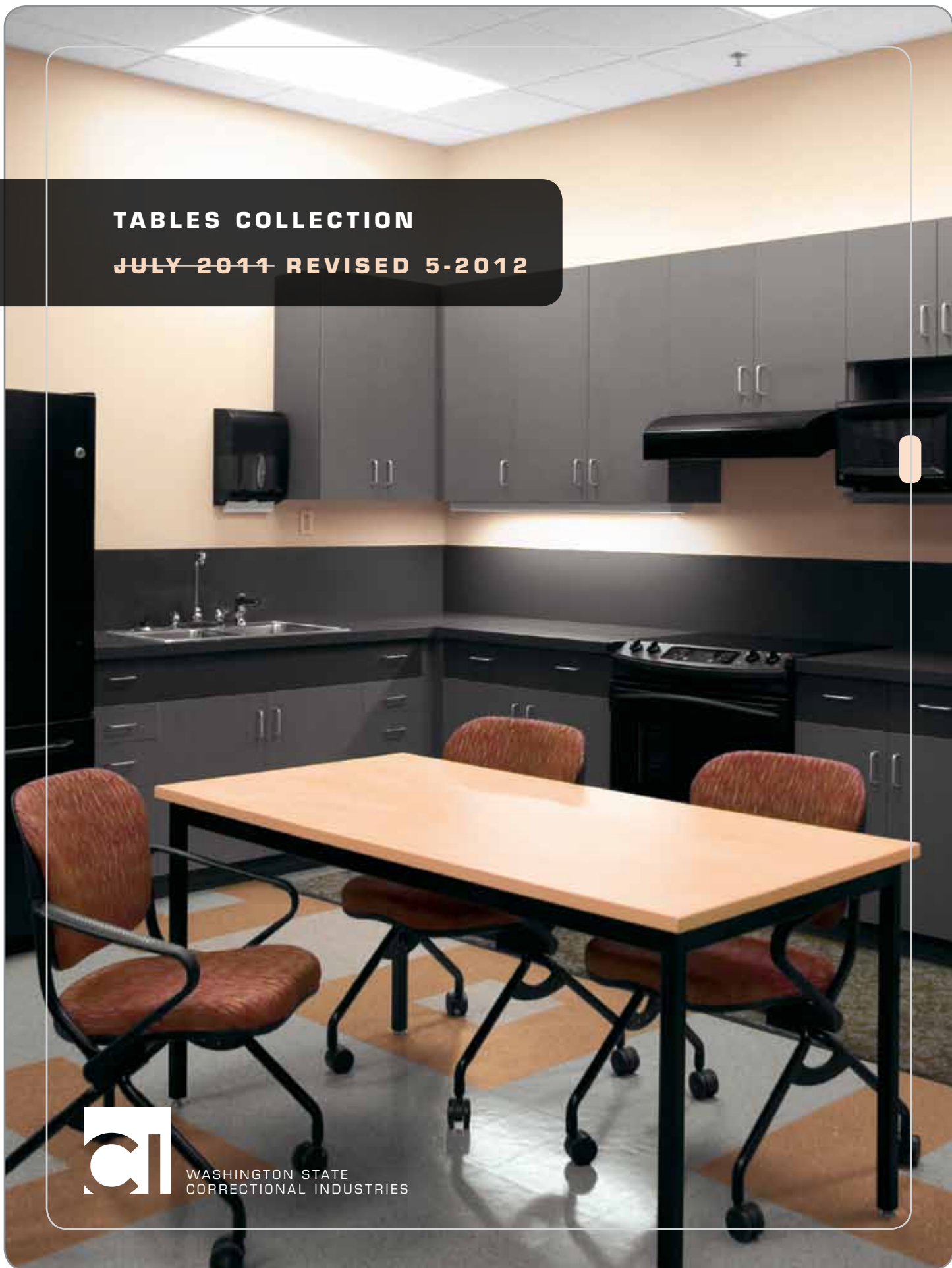


**TABLES COLLECTION**  
**JULY 2011 REVISED 5-2012**



WASHINGTON STATE  
CORRECTIONAL INDUSTRIES

# Stylish tables

Correctional Industries manufactures tables of every shape and style to meet your particular needs! Whether you're looking for the perfect conference table for your executive board room, or an inexpensive folding table for the occasional potluck, look first to CI. If you need help with a custom design or project, please call your CI Account Executive or Customer Service at 1.800.628.4738. We are happy to help you find a solution.



**MISSION STATEMENT**

As a business, Correctional Industries is committed to maintain and expand offender work training programs which develop marketable job skills, instill and promote positive work ethics, and reduce the tax burden of corrections.

<b>04</b>	<b>PEDESTAL TABLES</b> Europa Reflex Scope Trace
<b>08</b>	<b>ADJUSTABLE TABLES</b> Leap
<b>10</b>	<b>FOLDING TABLES</b> Dura-Lite Premier Switch Table Caddies
<b>14</b>	<b>SCIENCE / ACTIVITY TABLES</b>
<b>16</b>	<b>OUTDOOR TABLES</b>
<b>18</b>	<b>CAFETERIA TABLES</b>
<b>20</b>	<b>SIDE TABLES</b>
<b>21</b>	<b>CONFERENCE TABLES</b> Versa
<b>24</b>	<b>GENERAL INFORMATION</b> Ordering/Warranty>Returns
<b>26</b>	<b>COLOR SELECTION</b>



▲ A. Round Europa pedestal table



▲ B. Square Europa pedestal table



▲ C. Rectangular Europa pedestal table



▲ D. Trapezoidal Europa pedestal table

## Standard Features

- 1 1/4" thick high density particle board core top
- Bright chrome finish base with plastic end caps
- 14 gauge, 3" round steel upright column on pedestal table
- 16 gauge, 1 3/4" x 7/8" elliptical steel legs
- Adjustable leveling glides
- Choice of PVC or laminate self edge treatment
- Choice of standard laminate finish
- GREENGUARD Certified

### A. Europa Pedestal Table - Round

		Overall Dimensions		
Model #	Description	Diameter	Height	Price
6801	Round	36"	29"	\$255
6803	Round	48"	29"	\$317

### B. Europa Pedestal Table - Square

		Overall Dimensions			
Model #	Description	Width	Depth	Height	Price
6806	Square	36"	36"	29"	\$245

### C. Europa Pedestal Table - Rectangular

		Overall Dimensions			
Model #	Description	Width	Depth	Height	Price
6810	Rectangular	60"	18"	29"	\$218
6811	Rectangular	72"	18"	29"	\$245
6812	Rectangular	96"	18"	29"	\$288
6813	Rectangular	48"	24"	29"	\$229
6814	Rectangular	60"	24"	29"	\$240
6815	Rectangular	72"	24"	29"	\$288
6816	Rectangular	96"	24"	29"	\$308
6818	Rectangular	48"	30"	29"	\$240
6819	Rectangular	60"	30"	29"	\$280
6820	Rectangular	72"	30"	29"	\$314
6821	Rectangular	96"	30"	29"	\$415
6824	Rectangular	60"	36"	29"	\$314
6825	Rectangular	72"	36"	29"	\$371
6826	Rectangular	96"	36"	29"	\$448

### D. Europa Pedestal Table - Trapezoidal

		Overall Dimensions			
Model #	Description	Width	Depth	Height	Price
6829	Trapezoidal	30"/60"	30"	29"	\$240



▲  
A. Rectangular Reflex pedestal adjustable table



▲  
B. Trapezoidal Reflex pedestal adjustable table

**Standard Features**

- 1 1/4" thick high density particle board core top
- Adjusts from 24.5" to 29.5"
- Stabilizer bar for top support
- Black powder coat finish legs with chrome insert
- Adjustable leveling glides
- Choice of PVC or laminate self edge treatment
- Choice of standard laminate finish

**A. Reflex Pedestal Adjustable Leg - Rectangular**

**Overall Dimensions**

Model #	Description	Width	Depth	Height	Price
6653	Rectangular	48"	24"	24.5"-29.5"	\$119
6657	Rectangular	48"	30"	24.5"-29.5"	\$149
6658	Rectangular	60"	30"	24.5"-29.5"	\$183
6659	Rectangular	72"	30"	24.5"-29.5"	\$221
6661	Rectangular	60"	36"	24.5"-29.5"	\$221
6662	Rectangular	72"	36"	24.5"-29.5"	\$265

**B. Reflex Pedestal Adjustable Leg - Trapezoidal**

**Overall Dimensions**

Model #	Description	Width	Depth	Height	Price
6664	Trapezoidal	24"/48"	24"	24.5"-29.5"	\$138
6665	Trapezoidal	30"/60"	30"	24.5"-29.5"	\$154



▲  
A. Rectangular Scope pedestal table

## Standard Features

- 1 1/4" thick high density particle board core top
- Adjustable leveling glides
- Choice of standard powder coat finish
- Choice of PVC or laminate self edge treatment
- Choice of standard laminate finish

## A. Scope Pedestal Table - Rectangular

## Overall Dimensions

Model #	Description	Width	Depth	Height	Price
6141	Rectangular	60"	30"	29"	\$181
6142	Rectangular	60"	36"	29"	\$209
6143	Rectangular	72"	36"	29"	\$238



▲ A. Round Trace pedestal table



▲ B. Square Trace pedestal table



▲ C. Square Trace pedestal table with gaming top

**Standard Features**

- 1 1/4" thick high density particle board core top
- Adjustable leveling glides
- Choice of standard powder coat finish
- Choice of PVC or laminate self edge treatment
- Choice of standard laminate finish
- Game board finish top (Only available on #6123)

**A. Trace Pedestal Table - Round**

**Overall Dimensions**

Model #	Description	Diameter	Height	Price
6131	Round	36"	29"	\$195
6132	Round	42"	29"	\$197
6133	Round	48"	29"	\$202
6134	Round	60"	29"	\$227

**B. Trace Pedestal Table - Square**

**Overall Dimensions**

Model #	Description	Width	Depth	Height	Price
6121	Square	36"	36"	29"	\$147
6122	Square	48"	48"	29"	\$163

**C. Trace Pedestal Table - Square Gaming Top**

**Overall Dimensions**

Model #	Description	Width	Depth	Height	Price
6123	Square Gaming Top	36"	36"	29"	\$167



▲  
A. Round Leap adjustable table



▲  
B. Square Leap adjustable table



▲  
C. Rectangular Leap adjustable table

## Standard Features

- 1 1/4" thick high density particle board core top
- Black powder coat finish legs with chrome insert
- Adjusts from 21" to 30" in one inch increments
- Adjustable leveling glides
- Choice of PVC or laminate self edge treatment
- Choice of standard laminate finish

### A. Leap Adjustable Table - Round

Model #	Description	Overall Dimensions			Price
		Diameter	Height		
6701	Round	36"	21"-30"		\$111
6702	Round	42"	21"-30"		\$118
6703	Round	48"	21"-30"		\$130
6704	Round	60"	21"-30"		\$154

### B. Leap Adjustable Table - Square

Model #	Description	Overall Dimensions			Price
		Width	Depth	Height	
6706	Square	36"	36"	21"-30"	\$111
6707	Square	42"	42"	21"-30"	\$123
6708	Square	48"	48"	21"-30"	\$154

### C. Leap Adjustable Table - Rectangular

Model #	Description	Overall Dimensions			Price
		Width	Depth	Height	
6710	Rectangular	60"	18"	21"-30"	\$80
6711	Rectangular	72"	18"	21"-30"	\$96
6712	Rectangular	96"	18"	21"-30"	\$128
6713	Rectangular	48"	24"	21"-30"	\$86
6714	Rectangular	60"	24"	21"-30"	\$107
6715	Rectangular	72"	24"	21"-30"	\$145
6717	Rectangular	48"	30"	21"-30"	\$107
6718	Rectangular	60"	30"	21"-30"	\$134
6719	Rectangular	72"	30"	21"-30"	\$160
6721	Rectangular	60"	36"	21"-30"	\$160
6722	Rectangular	72"	36"	21"-30"	\$193



▲  
D. Trapezoidal Leap adjustable table



▲  
E. Kidney Leap adjustable table



▲  
F. Horseshoe Leap adjustable table

**Standard Features**

- 1 1/4" thick high density particle board core top
- Black powder coat finish legs with chrome insert
- Adjusts from 21" to 30" in one inch increments
- Adjustable leveling glides
- Choice of PVC or laminate self edge treatment
- Choice of standard laminate finish

**D. Leap Adjustable Table - Trapezoidal**

**Overall Dimensions**

Model #	Description	Width	Depth	Height	Price
6726	Trapezoidal	24"/48"	24"	21"-30"	\$91
6727	Trapezoidal	30"/60"	30"	21"-30"	\$105

**E. Leap Adjustable Table - Kidney**

**Overall Dimensions**

Model #	Description	Width	Depth	Height	Price
6729	Kidney	72"	36"	21"-30"	\$250
6728	Kidney	72"	48"	21"-30"	\$255

**F. Leap Adjustable Table - Horseshoe**

**Overall Dimensions**

Model #	Description	Width	Depth	Height	Price
6730	Horseshoe	60"	66"	21"-30"	\$255



▲  
A. Round Dura-Lite folding table



▲  
B. Rectangular Dura-Lite folding table

## Standard Features

- Lightweight honeycomb cellular core top with high-impact ABS shell
- 1 1/8" welded tubular steel legs with safety lock
- Black powder coat finish on frame and legs
- Tops are available in sand or blue gray only

## Dura-Lite Color Choices



### A. Dura-Lite Folding Table - Round

### Overall Dimensions

Model #	Description	Diameter	Height	Price
DLR60	Round	60"	29"	\$310
DLR72	Round	72"	29"	\$432

### B. Dura-Lite Folding Table - Rectangular

### Overall Dimensions

Model #	Description	Width	Depth	Height	Price
DL3060	Rectangular	60"	30"	29"	\$230
DL3072	Rectangular	72"	30"	29"	\$250
DL3096	Rectangular	96"	30"	29"	\$270



▲  
A. Rectangular Premier folding table

**Standard Features**

- Lightweight honeycomb cellular core and particleboard top
- One-piece steel apron
- 1 1/8" welded tubular steel legs with safety lock
- Polypropylene feet
- Choice of standard powder coat finish
- Choice of vinyl t-mold edge color
- Choice of laminate finish

**A. Premier Folding Table - Rectangular**

**Overall Dimensions**

Model #	Description	Width	Depth	Height	Price
SP6	Rectangular	72"	18"	29"	\$138
SP8	Rectangular	96"	18"	29"	\$160
TP6	Rectangular	72"	24"	29"	\$138
TP8	Rectangular	96"	24"	29"	\$160
NP5	Rectangular	60"	30"	29"	\$141
NP6	Rectangular	72"	30"	29"	\$142
NP8	Rectangular	96"	30"	29"	\$168
WP6	Rectangular	72"	36"	29"	\$171
WP8	Rectangular	96"	36"	29"	\$205

**Premier Laminate Choices**



**Premier T-Mold Edge Color Choices**





▲  
A. Round Switch folding table



▲  
B. Rectangular Switch folding table

## Standard Features

- 3/4" thick high density particle board or plywood top available
- Full circumference rounded steel apron
- 18 gauge, 1" diameter steel legs
- Black powder coat finish on apron and legs
- Choice of PVC edge treatment
- Choice of standard laminate finish
- Bright Zinc Legs (Only available on #6151)

A. Switch Folding Table - Round		Overall Dimensions		Prices	
Model #	Description	Diameter	Height	Particle	Plywood
6601	Round	48"	29"	\$176	\$210
6602	Round	60"	29"	\$272	\$327

B. Switch Folding Table - Rectangular		Overall Dimensions			Prices	
Model #	Description	Width	Depth	Height	Particle	Plywood
6604	Rectangular	60"	18"	29"	\$136	\$163
6605	Rectangular	72"	18"	29"	\$140	\$167
6606	Rectangular	96"	18"	29"	\$151	\$180
6609	Rectangular	72"	24"	29"	\$151	\$180
6610	Rectangular	96"	24"	29"	\$183	\$221
6613	Rectangular	72"	30"	29"	\$179	\$214
6614	Rectangular	96"	30"	29"	\$191	\$191
6616	Rectangular	72"	36"	29"	\$182	\$220
6617	Rectangular	96"	36"	29"	\$300	\$360
6151	Rectangular - zinc legs	66"	30"	29"	\$267	NA



▲ A. Rectangular folding table caddy for vertical storage



▲ B. Rectangular folding table caddy for horizontal storage



▲ C. Round folding table caddy for vertical storage

**Standard Features**

- Stores all standard folding tables
- Uni-weld, 16 gauge steel construction
- 4" black phenolic wheels, 2 fixed/2 swivel
- Beige powder coat finish

**A. Rectangular Folding Table Caddy - Vertical Storage**

**Overall Dimensions**

Model #	Description	Width	Depth	Price
KTV68	Holds 8 rectangular tables vertically	78"	26.5"	\$239

**B. Rectangular Folding Table Caddy - Horizontal Storage**

**Overall Dimensions**

Model #	Description	Width	Depth	Price
KTH6	Holds 10 rectangular tables horizontally	78"	26.5"	\$223
KTH8	Holds 10 rectangular tables horizontally	99.5"	26.5"	\$243

**C. Round Folding Table Caddy - Vertical Storage**

**Overall Dimensions**

Model #	Description	Width	Depth	Price
KTR9	Holds 8 round tables vertically	55.25"	32.5"	\$574



▲  
A. Rectangular Science Activity table with four leg base



▲  
B. Rectangular Science Activity table with adjustable four leg base

## Standard Features

- 1 1/4" thick high density particle board core top
- 16 gauge seam welded steel frame
- Nylon leveling glides
- Choice of standard powder coat finish
- Choice of PVC or laminate self edge treatment
- Choice of standard laminate top finish
- Adjusts from 21" to 30" in one inch increments (Available on "B" only)

## Options

- 36" height available for a \$10 upcharge (Only available on the four leg base "A")
- Chemical resistant laminate top finish available for an upcharge

## Chemical Resistant Laminate Choices



A. Science Activity Table - Four Leg Base		Overall Dimensions			Top Prices	
Model #	Description	Width	Depth	Height	Particle	Chem
C2110	Rectangular	48"	24"	29"	\$212	\$250
C2114	Rectangular	60"	24"	29"	\$228	\$299
C2116	Rectangular	72"	24"	29"	\$242	\$313
C2120	Rectangular	48"	30"	29"	\$213	\$284
C2124	Rectangular	60"	30"	29"	\$249	\$392
C2126	Rectangular	72"	30"	29"	\$271	\$414
C2130	Rectangular	48"	36"	29"	\$237	\$308
C2134	Rectangular	60"	36"	29"	\$270	\$413
C2136	Rectangular	72"	36"	29"	\$291	\$434

B. Science Activity Table - Adjustable Four Leg Base		Overall Dimensions			Top Prices	
Model #	Description	Width	Depth	Height	Particle	Chem
C2510	Rectangular	48"	24"	21"-31"	\$236	\$274
C2514	Rectangular	60"	24"	21"-31"	\$252	\$323
C2516	Rectangular	72"	24"	21"-31"	\$267	\$338
C2520	Rectangular	48"	30"	21"-31"	\$237	\$308
C2524	Rectangular	60"	30"	21"-31"	\$272	\$415
C2526	Rectangular	72"	30"	21"-31"	\$295	\$438
C2530	Rectangular	48"	36"	21"-31"	\$261	\$332
C2534	Rectangular	60"	36"	21"-31"	\$294	\$437
C2536	Rectangular	72"	36"	21"-31"	\$314	\$457



▲  
C. Rectangular Science Activity table with metal "C" leg base



▲  
D. Rectangular Science Activity table with metal "H" leg base

**Standard Features**

- 1 1/4" thick high density particle board core top
- 16 gauge seam welded steel frame
- Nylon leveling glides
- Choice of standard powder coat finish
- Choice of PVC or laminate self edge treatment
- Choice of standard laminate top finish

**Options**

- 36" height available for a \$10 upcharge
- Chemical resistant laminate top finish available for an upcharge

**Chemical Resistant Laminate Choices**



**C. Science Activity Table - Metal "C" Leg Base**

Model #	Description	Overall Dimensions			Top Prices	
		Width	Depth	Height	Particle	Chem
C2210	Rectangular	48"	24"	29"	\$222	\$260
C2214	Rectangular	60"	24"	29"	\$257	\$328
C2216	Rectangular	72"	24"	29"	\$275	\$346
C2220	Rectangular	48"	30"	29"	\$233	\$304
C2224	Rectangular	60"	30"	29"	\$285	\$428
C2226	Rectangular	72"	30"	29"	\$315	\$458
C2230	Rectangular	48"	36"	29"	\$242	\$313
C2234	Rectangular	60"	36"	29"	\$296	\$439
C2236	Rectangular	72"	36"	29"	\$326	\$469

**D. Science Activity Table - Metal "H" Leg Base**

Model #	Description	Overall Dimensions			Top Prices	
		Width	Depth	Height	Particle	Chem
C2310	Rectangular	48"	24"	29"	\$222	\$260
C2314	Rectangular	60"	24"	29"	\$257	\$328
C2316	Rectangular	72"	24"	29"	\$275	\$346
C2320	Rectangular	48"	30"	29"	\$233	\$304
C2324	Rectangular	60"	30"	29"	\$285	\$428
C2326	Rectangular	72"	30"	29"	\$315	\$458
C2330	Rectangular	48"	36"	29"	\$242	\$313
C2334	Rectangular	60"	36"	29"	\$296	\$439
C2336	Rectangular	72"	36"	29"	\$326	\$469



▲ A. Two person metal outdoor pedestal table



▲ B. Four person metal outdoor pedestal table



▲ C. Five person metal outdoor pedestal table



▲ D. Six person metal outdoor pedestal table

## Standard Features

- Fully enclosed welded 12 gauge steel construction
- 12" diameter seats; 18" height
- Seat arms are 3" square steel tubing
- Fully welded pedestal column
- 1/4" steel plate base
- Table requires mounting to appropriate surface (mounting hardware not included)
- Choice of standard powder coat finish

## Options

- Stainless steel tabletop & seats available for an upcharge
- Custom colors available for an upcharge
- Inbed mount available for an upcharge

### A. Outdoor Metal Pedestal Table - Two-Person

		Overall Dimensions			
Model #	Description	Width	Depth	Height	Price
6521	Square - 2 stools	36"	18"	30"	\$406

### B. Outdoor Metal Pedestal Table - Four-Person

		Overall Dimensions			
Model #	Description	Width	Depth	Height	Price
6523	Square - 4 stools	36"	36"	30"	\$644

### C. Outdoor Metal Pedestal Table - Five-Person

		Overall Dimensions		
Model #	Description	Diameter	Height	Price
6525	Round - 5 stools	78"	30"	\$892

### D. Outdoor Metal Pedestal Table - Six-Person

		Overall Dimensions		
Model #	Description	Diameter	Height	Price
6526	Round - 6 stools	78"	30"	\$919



▲  
E. Four person outdoor spider base table



▲  
F. Five person outdoor spider base table



▲  
G. Six person outdoor spider base table

**Standard Features**

- Fully enclosed welded 12 gauge steel construction
- 12" diameter seats; 18" height
- Seat arms are 3" square steel tubing
- Seat posts are 2" square tubing
- Table requires mounting to appropriate surface (mounting hardware not included)
- Choice of standard powder coat finish

**Options**

- Cross bracing is also available
- Stainless steel tabletop & seats available for an upcharge
- Custom colors available for an upcharge

**E. Outdoor Metal Spider Base Table - Four-Person**

**Overall Dimensions**

Model #	Description	Width	Depth	Height	Price
6524	Square - 4 stools	36"	36"	30"	\$644

**F. Outdoor Metal Spider Base Table - Five-Person**

**Overall Dimensions**

Model #	Description	Depth	Height	Price
6528	Round - 5 stools	78"	30"	\$892

**G. Outdoor Metal Spider Base Table - Six-Person**

**Overall Dimensions**

Model #	Description	Depth	Height	Price
6527	Round - 6 stools	78"	30"	\$919



▲ A. Rectangular mobile folding cafeteria table with stool seating



▲ B. Rectangular mobile folding cafeteria table with full bench seating



▲ C. Rectangular mobile folding cafeteria table with split bench seating

## Standard Features

- 3/4" high-density particle board top
- Resilient black vinyl t-mold edge
- 11 gauge steel apron for top support
- 14 gauge steel frame with 7 gauge steel hinges and lock plates
- Folding pneumatic lift and automatic gravity lock
- Self lubricating hard rubber swivel casters lift off floor when table is down
- Non-marring nylon glides
- Black or chrome frame finish
- Stools available in polypropylene or melamine (item "A" only)
- Laminated plywood bench seating (items "B" & "C" only)
- Choice of laminate finish
- GREENGUARD Certified

A. Rectangular Cafeteria Table - Stool Seat		Overall Dimensions			Frame Prices	
Model #	Description	Width	Depth	Height	Black	Chrome
UF08/4/BN/XX/PY	Rectangular - 8 stools	96"	30"	29"	\$999	\$1,065
UF10/6/BN/XX/PY	Rectangular - 12 stools	120"	30"	29"	\$1,053	\$1,127
UF12/6/BN/XX/PY	Rectangular - 12 stools	144"	30"	29"	\$1,105	\$1,185
UF12/8/BN/XX/PY	Rectangular - 16 stools	144"	30"	29"	\$1,147	\$1,185

B. Rectangular Cafeteria Table - Full Bench Seat		Overall Dimensions			Frame Prices	
Model #	Description	Width	Depth	Height	Black	Chrome
UF08/BE/BN/XX	Rectangular	96"	30"	29"	\$871	\$940
UF10/BE/BN/XX	Rectangular	120"	30"	29"	\$900	\$971
UF12/BE/BN/XX	Rectangular	144"	30"	29"	\$964	\$1,033

C. Rectangular Cafeteria Table - Split Bench Seat		Overall Dimensions			Frame Prices	
Model #	Description	Width	Depth	Height	Black	Chrome
UF12/SB/BN/XX	Rectangular	144"	30"	29"	\$1,059	\$1,135

## Laminate Choices



## Melamine Seat Color Choices



## Poly Seat Color Choices





▲  
D. Round mobile folding cafeteria table with stool seating



▲  
E. Round mobile folding cafeteria table with full bench seating



▲  
F. Rectangular mobile folding cafeteria table

**Standard Features**

- 3/4" high-density particle board top
- Resilient black vinyl t-mold edge
- 11 gauge steel apron for top support
- 14 gauge steel frame with 7 gauge steel hinges and lock plates
- Folding pneumatic lift and automatic gravity lock
- Self lubricating hard rubber swivel casters lift off floor when table is down
- Non-marring nylon glides
- Black or chrome frame finish
- Stools available in polypropylene or melamine (item "D" only)
- Laminated plywood bench seating (item "E" only)
- Choice of laminate finish
- GREENGUARD Certified

**D. Round Cafeteria Table - Stool Seat**

Model #	Description	Overall Dimensions		Frame Prices	
		Diameter	Height	Black	Chrome
UFRD58/BN/XX/PY	Round - 8 stools	60"	29"	\$871	\$935

**E. Round Cafeteria Table - Full Bench Seat**

Model #	Description	Overall Dimensions		Frame Prices	
		Depth	Height	Black	Chrome
UFRD5/SB/BN/XX	Round	60"	29"	\$1,017	\$1,082

**F. Rectangular Folding Cafeteria Table**

Model #	Description	Overall Dimensions			Frame Prices	
		Width	Depth	Height	Black	Chrome
UFRT08/BN/XX	Rectangular	96"	30"	29"	\$527	\$587
UFRT10/BN/XX	Rectangular	120"	30"	29"	\$578	\$612
UFRT12/BN/XX	Rectangular	144"	30"	29"	\$636	\$665

**Laminate Choices**

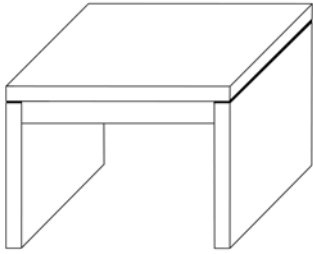


**Melamine Seat Color Choices**

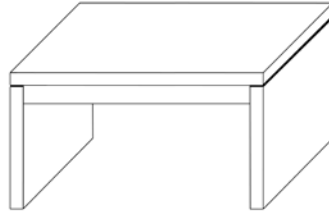


**Poly Seat Color Choices**





▲  
A. Square Versa side table



▲  
B. Rectangular Versa coffee table

## Standard Features

- Constructed of high pressure and thermofused laminates on 1-1/8" and 3/4" thick industrial grade solid core particleboard
- All exposed edges are fully banded and trimmed with matching PVC
- Black shadow strip between the top and end panels resulting in a "floating top" look
- Adjustable leveling glides
- Choice of standard laminate finish

### A. Square Side Table

### Overall Dimensions

Model #	Description	Width	Depth	Height	Price
VETSS2020	Square side table	20"	22"	20"	Call
VETSS2424	Square side table	24"	24"	20"	Call
VETSS3030	Square side table	30"	30"	20"	Call
VETSS4242	Square side table	42"	42"	20"	Call

### B. Rectangular Coffee Table

### Overall Dimensions

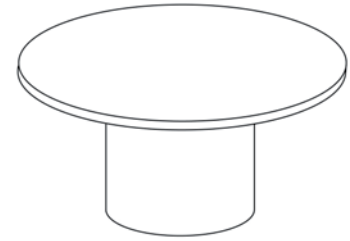
Model #	Description	Width	Depth	Height	Price
VETF2436	Rectangular side table	36"	24"	16"	Call
VETF2442	Rectangular side table	42"	24"	16"	Call
VETF2448	Rectangular side table	48"	24"	16"	Call



▲ A. Round Versa conference table with cross base



▲ B. Round Versa conference table shown with optional knee relief base



▲ C. Round Versa conference table with cylinder base

**Standard Features**

- Constructed of high pressure and thermofused laminates on 1-1/8" thick industrial grade solid core particleboard
- All exposed edges are fully banded and trimmed with matching PVC
- Adjustable leveling glides
- Choice of standard laminate finish

**A. Round Conference Table, Cross Base**

**Overall Dimensions**

Model #	Description	Diameter	Height	Price
VETOX36	Cross base	36"	29"	Call
VETOX42	Cross base	42"	29"	Call
VETOX48	Cross base	48"	29"	Call
VETOX54	Cross base	54"	29"	Call
VETOX60	Cross base	60"	29"	Call

**B. Round Conference Table, Knee Relief Base**

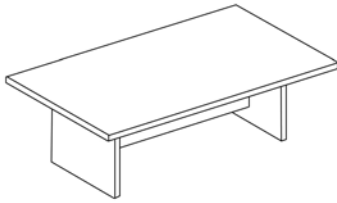
**Overall Dimensions**

Model #	Description	Diameter	Height	Price
VETOX36K	Knee relief base	36"	29"	Call
VETOX42K	Knee relief base	42"	29"	Call
VETOX48K	Knee relief base	48"	29"	Call
VETOX54K	Knee relief base	54"	29"	Call
VETOX60K	Knee relief base	60"	29"	Call

**C. Round Conference Table, Cylinder Base**

**Overall Dimensions**

Model #	Description	Diameter	Height	Price
VETOC36	Cylinder base	36"	29"	Call
VETOC42	Cylinder base	42"	29"	Call
VETOC48	Cylinder base	48"	29"	Call
VETOC54	Cylinder base	54"	29"	Call
VETOC60	Cylinder base	60"	29"	Call



▲  
A. Rectangle Versa conference table with standard base



▲  
B. Boat shape Versa conference table with standard base

## Standard Features

- Constructed of high pressure and thermofused laminates on 1-1/8" thick industrial grade solid core particleboard
- All exposed edges are fully banded and trimmed with matching PVC
- Premium tables constructed of high pressure laminate on 1-3/4" thick industrial grade solid core particleboard
- All exposed edges on premium top tables are hand sanded, hand stained to match laminate and receive three layers of hand rubbed lacquer
- Tops 120"W and above are assembled in two pieces
- Adjustable leveling glides
- Choice of standard laminate finish

### A. Rectangular Conference Table

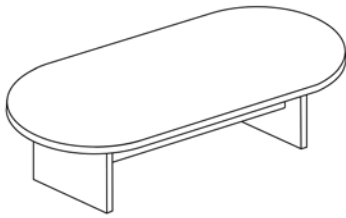
### Overall Dimensions

Model #	Description	Width	Depth	Height	Price
VETCRS3660	Standard top	60"	36"	29"	Call
VETCRS3672	Standard top	72"	36"	29"	Call
VETCRS3684	Standard top	84"	36"	29"	Call
VETCRS4496	Standard top	96"	44"	29"	Call
VETCRS4884	Standard top	84"	48"	29"	Call
VETCRS4896	Standard top	96"	48"	29"	Call
VETCRS48120	Standard top	120"	48"	29"	Call
VETCRS3672P	Premium top	72"	36"	29"	Call
VETCRS3684P	Premium top	84"	36"	29"	Call
VETCRS4496P	Premium top	96"	44"	29"	Call
VETCRS4884P	Premium top	84"	48"	29"	Call
VETCRS4896P	Premium top	96"	48"	29"	Call
VETCRS48120P	Premium top	120"	48"	29"	Call
VETCRS48144P	Premium top	144"	48"	29"	Call
VETCRS48168P	Premium top	168"	48"	29"	Call

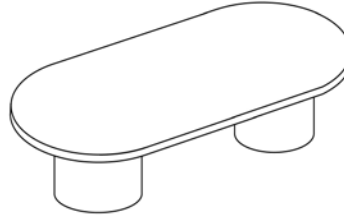
### B. Boat Shape Conference Table

### Overall Dimensions

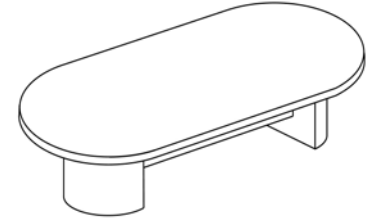
Model #	Description	Width	Depth	Height	Price
VETCBS4872	Standard top	72"	48"	29"	Call
VETCBS4884	Standard top	84"	48"	29"	Call
VETCBS4896	Standard top	96"	48"	29"	Call
VETCBS48120	Standard top	120"	48"	29"	Call
VETCBS4872P	Premium top	72"	48"	29"	Call
VETCBS4884P	Premium top	84"	48"	29"	Call
VETCBS4896P	Premium top	96"	48"	29"	Call
VETCBS48120P	Premium top	120"	48"	29"	Call
VETCBS48144P	Premium top	144"	48"	29"	Call
VETCBS48168P	Premium top	168"	48"	29"	Call
VETCBS48192P	Premium top	192"	48"	29"	Call



▲  
A. Oval Versa conference table with standard top & base



▲  
B. Oval Versa conference table with premium top & cylinder base



▲  
C. Oval Versa conference table with premium top & half cylinder base

**Standard Features**

- Constructed of high pressure and thermofused laminates on 1-1/8" thick industrial grade solid core particleboard
- All exposed edges are fully banded and trimmed with matching PVC
- Premium tables constructed of high pressure laminate on 1-3/4" thick industrial grade solid core particleboard
- All exposed edges on premium top tables are hand sanded, hand stained to match laminate and receive three layers of hand rubbed lacquer
- Tops 120"W and above are assembled in two pieces
- Adjustable leveling glides
- Choice of standard laminate finish

**A. Oval Conference Table**

**Overall Dimensions**

Model #	Description	Width	Depth	Height	Price
VETCOS3672	Standard base and top	72"	36"	29"	Call
VETCOS3684	Standard base and top	84"	36"	29"	Call
VETCOS4896	Standard base and top	96"	48"	29"	Call
VETCOS48120	Standard base and top	120"	48"	29"	Call
VETCOS3672P	Premium base and top	72"	36"	29"	Call
VETCOS3684P	Premium base and top	84"	36"	29"	Call
VETCOS4896P	Premium base and top	96"	48"	29"	Call
VETCOS48120P	Premium base and top	120"	48"	29"	Call
VETCOS48144P	Premium base and top	144"	48"	29"	Call

**B. Oval Conference Table with Cylinder Base**

**Overall Dimensions**

Model #	Description	Width	Depth	Height	Price
VETCOC4896P	Cylinder base and premium top	96"	48"	29"	Call
VETCOC48120P	Cylinder base and premium top	120"	48"	29"	Call

**C. Oval Conference Table with Half Cylinder Base**

**Overall Dimensions**

Model #	Description	Width	Depth	Height	Price
VETCOH4896P	Half cylinder base and premium top	96"	48"	29"	Call
VETCOH48120P	Half cylinder base and premium top	120"	48"	29"	Call
VETCOH48144P	Half cylinder base and premium top	144"	48"	29"	Call
VETCOH60120P	Half cylinder base and premium top	120"	60"	29"	Call
VETCOH60144P	Half cylinder base and premium top	144"	60"	29"	Call

## No Bids Required

Correctional Industries (CI) offers eligible customers quick and easy access to quality products and services through various authorities provided under the Revised Code of Washington (RCW 43.19.534, RCW 72.60.160, RCW 43.19.1906).

## State Furniture Contract #14393

Products available: Office Systems Furniture, Desk Systems, Tables, K-12 Classroom Furnishings, Office Accessories, Remanufactured Office Systems, Ergonomic Seating, Task Intensive Seating, Institutional, Lounge Furniture, Storage and High Density Filing, Network Support (LAN) Furniture, Restoration/Re-upholstery Services, Computer Aided Design & Layout Services, Warehousing Services. For current contract and history information, log on to [www.ga.wa.gov/pca/pcacont.htm](http://www.ga.wa.gov/pca/pcacont.htm).

## State CI Umbrella Contract #10103

Products available: Sandbags, Validation Tabs, Sign Recycling, Sign Refurbishing, Sewing/Apparel, Shoes, Flat Goods, Mattresses and Covers, Engraving, Printing, Emergency Products, Signage (Wood and Aluminum), CAD Services, Temporary Housing, Storage Sheds, Embroidery, Screen Printing, Laundry Services, Agricultural Products and Services, Meat Cutting, Binders, Food Products, Environmental Services, Garments, Laundry, Dishwashing, Floor Care, Cleaning Chemicals, Bed Linens, Towels. For current contract and history information, log on to [www.ga.wa.gov/pca/pcacont.htm](http://www.ga.wa.gov/pca/pcacont.htm).

## Eligible Contract Users

- Washington State agencies and political subdivisions of Washington and Oregon States
- Institutions of Higher Education (Universities, community and technical colleges)
- Federal Agencies
- Private contractors, when supplying government agencies
- Certified not-for-profit organizations
- Tribal/Indian Nation

## Terms of Sale

For items found on contract #14393, listed pricing includes delivery within the state of Washington. Payment is due within thirty (30) days of receipt of invoice. Applicable prices are those in effect at the time of receipt of your order. All prices and specifications are subject to change without notice. For current pricing, visit [www.washingtonci.com](http://www.washingtonci.com).

## Quantity Discounts

CI offers an additional discount for volume purchasing as identified in contract 14393. CI reserves the right to give additional discounts at their discretion. The following items are excluded when determining quantity discounts: Sales Tax, Inside Delivery, Installation, Norix Products, High Density Filing and Storage Systems, Remanufactured Systems Furniture, Used "as-is" Office Furniture, Detention Furnishings, Custom Orders.

## Warranty

Washington State Department of Corrections, Correctional Industries, warrants its products to be free of defects in material and workmanship from the date of the delivery. The warranty provides for repair and/or replacement free of charge to the customer at CI's discretion (which includes labor, materials, freight, and travel costs associated with the repair and/or replacement). The complete warranty for each item can be obtained by contacting Customer Service at 1.800.628.4738 or by visiting our website at [www.washingtonci.com](http://www.washingtonci.com).

## Required For Ordering

### Customer Information:

- Purchase order number
- Agency/organization name and mailing address
- Name and telephone number of contact at receiving location
- Shipping address
- Billing address, contact person, telephone and fax numbers
- Federal tax code
- Signature and title of the person authorized to issue the order

### Product Information:

- Model number, Name/Description
- Color/Finish Choices
- Options and variations if applicable
- Quantity
- Price

## Mail Orders:

CI Customer Service  
Washington Corrections Center  
PO Box 900, G Building  
West 2321 Dayton Airport Road  
Shelton, WA 98584

## Please Send Payment to:

Correctional Industries  
Accounts Receivable  
PO Box 41116  
Olympia, WA 98504-1116

## Purchase Order Acknowledgments

CI will acknowledge orders in writing within ten (10) working days after receipt of an accurate and complete order. Order is not considered received until all information provided by the customer for the product, billing, and shipping data is complete and accurate. Orders are accepted by CI per terms on the acknowledgment.

If a confirming order is sent to CI, the order must be marked 'Confirming Order'. Original order sent via FAX. CI will not be responsible for any duplication of orders caused by unmarked hard copy, confirming orders or orders sent via FAX more than once.

## Order Cancellation & Change Orders

The customer may cancel or change orders for standard contract items without penalty within five (5) working days from purchase order receipt. After this period, CI may impose a thirty-five percent (35%) penalty of the item(s) being canceled and/or changed. If a customer cancels an order for modified or custom items, CI may impose up to a one-hundred percent (100%) penalty of the item(s) being canceled.

## Returns

Any standard item(s) may be returned within five (5) working days after receipt provided:

- The item is new, and
- The item is in unused condition
- The item must be in the original packaging, provided CI has not disposed of it.
- The item is not modified or custom built for the customer.

A restocking charge equal to fifty percent (50%) of the net purchase price (before taxes) will be paid by the customer when the above conditions are met. The customer will be responsible for return freight cost. However, if error was caused by CI, there will be no restocking charge.

**Headquarters**

Correctional Industries  
801 88th Avenue SE  
Tumwater, Washington 98501

Department of Corrections/Correctional Industries  
PO Box 41115  
Olympia, Washington 98504-1115  
Phone: 1.800.628.4738  
FAX: 1.888.535.0627

**Showroom**

Please call your CI Account Executive (AE) or Customer Service at 1.800.628.4738 for directions, showroom hours and to set up an appointment.

Olympia/Tumwater: Headquarters Showroom  
801 88th Avenue SE  
Tumwater, Washington 98501

**Delivery**

Schedule is determined after receipt of accurate and complete order.

Fast Fulfillment Program: 7 calendar days

Standard Orders: 60 calendar days

Custom Orders: 90 calendar days

Orders over \$100,000: 90 calendar days

Orders over \$250,000: negotiated

**Inside Delivery**

CI provides inside delivery as requested on an as-needed basis by the contract users. Inside delivery will be defined as the delivery of the item(s) to exact location requested including removal and disposal of packaging, and assembly if necessary. However, assembly may not take place at the time of delivery in the event of numerous items to assemble. Any orders requiring this service shall be clearly documented to so indicate. For inside delivery an additional charge of four percent (4%) will be charged.

**Installation**

As an optional service to the customer, CI will provide delivery and installation of products as identified and requested in writing on original or change order. Installation charge percentages will be calculated from the product cost, after discount and before taxes. For current installation rates, please check the contract at: [http://www.washingtonci.com/\\_content/general\\_info/state\\_contracts.aspx](http://www.washingtonci.com/_content/general_info/state_contracts.aspx). Customer is responsible for hiring and scheduling a licensed electrician to make electrical connections and to perform electrical work.

The customer reserves the right to install items with its own personnel or other third party(ies). The customer shall first receive prior approval from CI before using an outside third party for installation. CI shall provide detailed installation instructions. Improper installation by others shall void manufacturer's warranty.

**Design and Space Planning Assistance**

As an option to the contract users, CI will provide professional design, layout and space planning services. CI can re-configure existing spaces, provide an accurate visual layout of intended surroundings so that customers can see where new offices will be located, what each room will look like and what new or additional furniture will be required – all before the customer makes their final decision and initial investment. This avoids costly mistakes and allows for adjustments, changes and modifications before any purchase orders are generated.

**Re-configuration, Assembly and Disassembly**

As an option to the contract users, CI provides internal office moves (includes disassembling, move within the same building, and reassemble) and/or re-configuration of CI's systems furniture. Cost to be determined for each project. Assembly and disassembly will not include electrical power connections which require a licensed electrician to perform the work. The customer may hire a separate contractor to do the electrical connections consistent with prevailing wage laws. Improper electrical connection and disconnections will void the manufacturer's warranty.

**Re-delivery of Freight**

When re-delivery of merchandise is required because the customer is not ready to accept merchandise, and no notification of this fact is given to CI at least two weeks prior to the scheduled ship date, the actual costs of freight, restocking and re-handling, will be billed to the customer. For re-delivery charges, please call your Account Executive or Customer Service at 1.800.628.4738.

**Shipment Damage Claims**

The consignee before acceptance should carefully inspect all shipments, and the delivery carrier should be requested to record any damage or shortage. Any time damaged or defective merchandise is discovered it should be brought to the immediate attention of a customer service representative at 1.800.628.4738. Concealed damage or shortages are to be reported within five (5) working days of receipt of merchandise. Damaged freight must be kept at the point of delivery in the original packing for inspection by CI. After obtaining a clear receipt for shipment, CI is no longer responsible for damage or shortages.

**Shipment Shortage Claims**

Shortage claims reported after ten (10) days beyond shipment date will not be honored.

## Standard Laminate Choices



HARDROCK MAPLE



CONGO SPRUCE



SOLAR OAK



PEARWOOD



WILD CHERRY



SEATTLE CHERRY



SUMMER FLAME



WHITE



GRAY SPECTRUM



GRAPHITE NEBULA



WITCHCRAFT



CHOCOLATE PEAR



AFRICAN WALNUT



JUNE MAHOGANY




ALMOND



FOG GRAY



CHARCOAL/SLATE

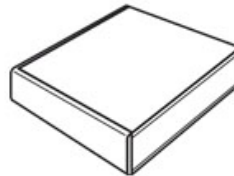


BLACK

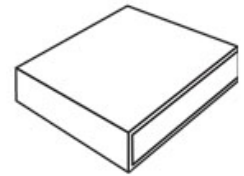


System furniture is also available. For more information, please call or visit our website.

## Standard Edge Choices



PVC EDGE



LAMINATE SELF EDGE



VINYL T-MOLD EDGE

### Standard Vinyl Edge Color Choices



HARDROCK MAPLE



CONGO SPRUCE



SOLAR OAK



PEARWOOD



WILD CHERRY



SEATTLE CHERRY




SUMMER FLAME



WHITE



GRAY SPECTRUM



GRAPHITE NEBULA



WITCHCRAFT



CHOCOLATE PEAR




AFRICAN WALNUT



JUNE MAHOGANY



ALMOND



SAND



FOG GRAY




WARM GRAY



BLUE GRAY




CHARCOAL/SLATE



BLACK


### Standard Powder Coat Choices



SAND



WARM GRAY



BLUE GRAY



BLACK



This custom board room table, constructed for the WA State Investment Board, was designed with style and functionality in mind. If you have a custom need, please contact your Account Executive or Customer Service at 1.800.628.4738.



WASHINGTON STATE  
CORRECTIONAL INDUSTRIES

Department of Corrections  
PO Box 41115  
Olympia, Washington 98504